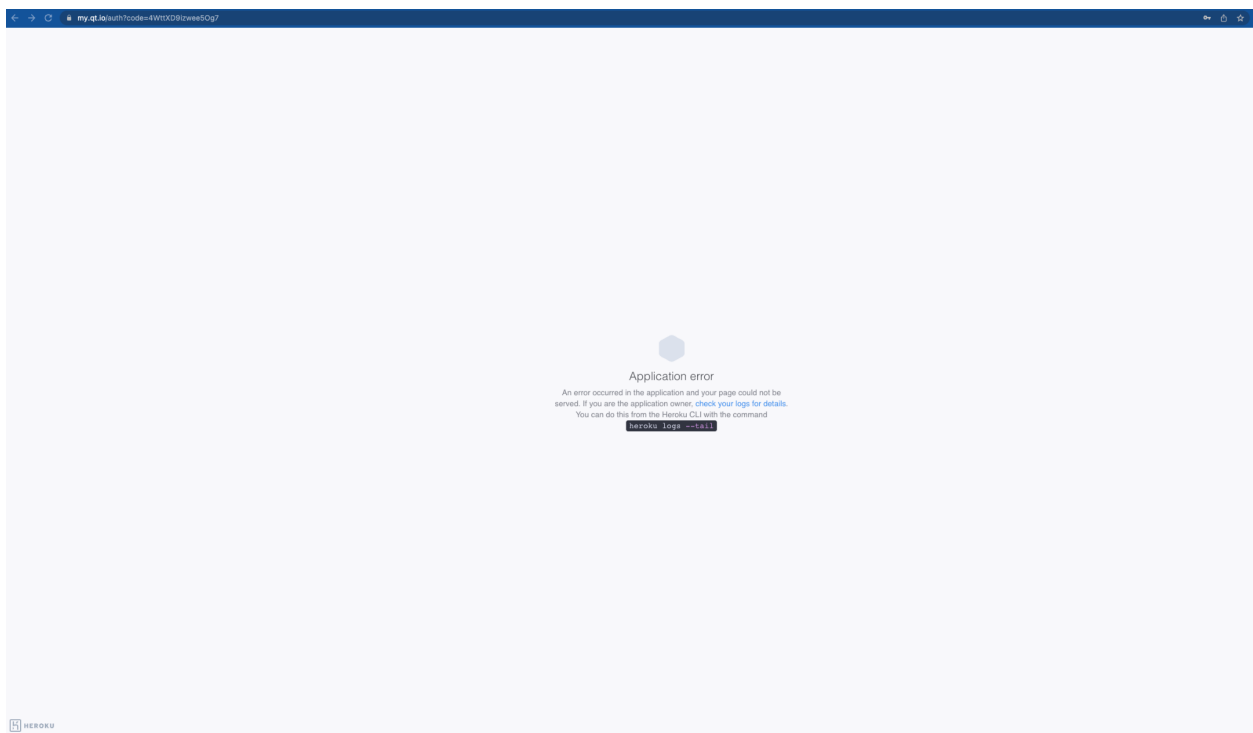


Used machine

My machine that I am using is a M1 Mac with Monterey 12.6

Getting Qt Creator installer

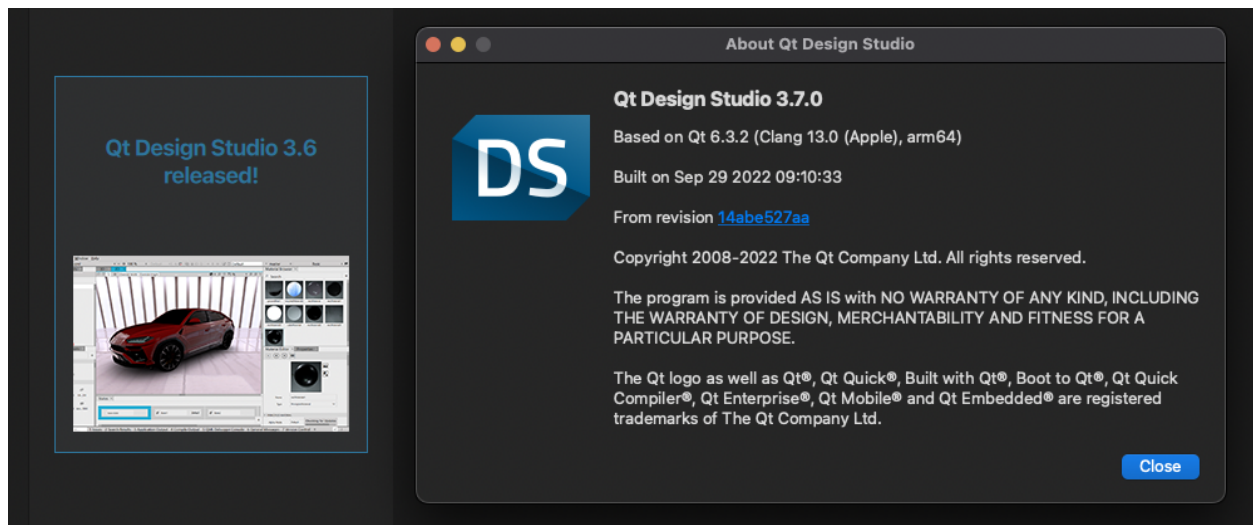
- The web site seemed a bit “too much”.
- I was searching for a “download Qt Creator” link, but all I could find was link to the universal installer. At least for me it was a bit confusing.
- **In the installer it seemed a bit excessive to require an account for the installer to be able to install Qt via that.**
- Below is an error screen during the process of responding to the account verification email



- The installer process was a bit confusing as I thought that I had selected to install the Qt Creator, but it seems that I only installed the Qt Design Studio

First Use Experience

- Initial reaction for the first screen is a bit “much”. What I mean by that is it seems that it is more geared towards an entry level developer/ux designer.
- Personally really did not appreciate the web links at the bottom
- On the left side it says 3.6 released, which made me doubt that I had gotten an older version. Upon further investigation I actually had a newer version than what is advertised.



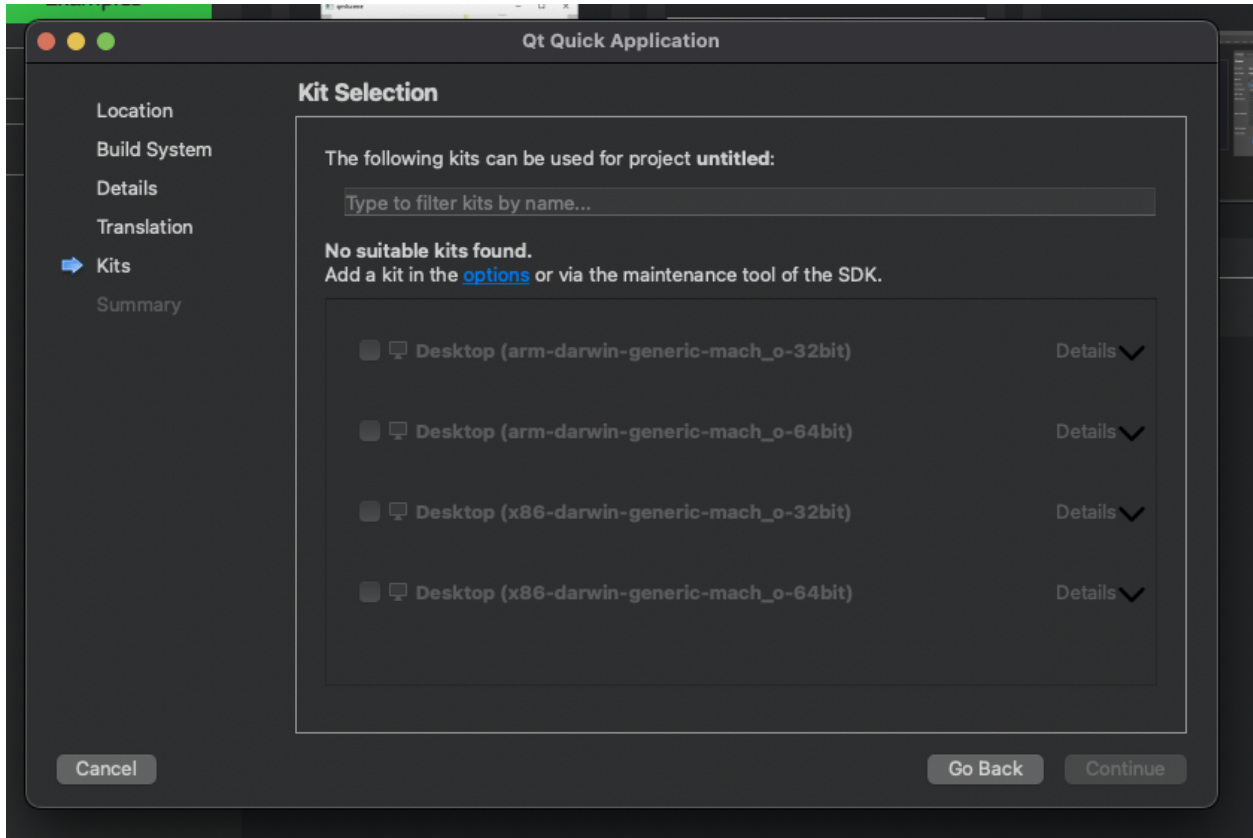
- The confusion w.r.t to the Studio vs. Creator installation was due to partial user error. Mac quick search did not initially find the Creator, thus leading me to launch the Studio.

The Creator first use experience

- Ok, my initial reaction was that the UI looks a bit “childish” and abundant. Just a bit too much.
- Luckily the quick actions for “Create Project” and “Open Project” options are available.
- But for example the most far left “action” column is IMO not really relevant here as you really do not have anything to debug for example.

Project Creation

- Plenty of different types ...started to think that are they really all needed, or just "left there" since they have always been there.
- What struck me is that for the "Application (Qt) type, the "Supported Platforms:" is empty... did my installer not install everything.
- **Also if the desired project folder does not exist, why not create it for the user**
- Creating a Quick application with default options seems to require a Kit ... dont recall Kits from my past Qt times.
 - I guess a Kit is a bundle of the build tools and dependencies.
 - Ok, so apparently my installation has some Kits, but the UI does not tell me what is wrong with my Kits.
 - After a while I determined that for some reason I did not install any Qt version during the initial process
 - Why the installer did not force me to install a version of Qt, as how can I develop apps for Qt without a version of Qt?
 - Also it took me some googling to find out about the Maintenance Tool, wonder nothing pointed me to that tool in Creator
 - **What should preferable happen is that the Kit prefs could show a dialog of available Qt version and once I select a version it would automatically install it.**
 - Hooray ... after a while waiting for the installation to complete I finally got my qml test app running!!



Simple observations

- Initially thought that no Hot Reloading was available as the QML UI did not update on save. But after discovering QML Preview from the Build menu it seems to be at least partially working
- Example Apps (Coffee) not automatically configured when previously no Kits were available
- Simple find for docs/files/functions => **Universal search**
- For some reason I would like to see directory structures in the Project view
 - And to add to this a bit more ... the projects view started to show “generated” files and targets, that IMO are build outputs and as such are cluttering up the view
- When looking at docs, for example, <https://doc.qt.io/qt-6/cmake-manual.html>. It would be great if there is a github link or similar the the actual full code

Debugging

- When having multiple projects open the CMR+R command runs the active project, which was a bit confusing
- **Stopped breakpoint hovering...i.e. On top of objects / variables, tooltip etc.**
- **Expand on the QML debugging bug!**

Editing QML

- Autocomplete works a bit "late". When you are learning or are unfamiliar with QML, the auto-complete comes up only after three letters of an existing property.
 - *NOTE: There's a setting for this, but perhaps consider revising the defaults :)*
- It seems that sometimes the editor shows errors and sometimes not, for example assigning a ColorAnimation to a color property is not highlighted in the editor as an error
- **Auto indents does not work ... have set it to 2 spaces, but 4 exists**
 - **Ah, there is a setting, but the current way of setting it is a bit confusing as I only changed *Text Editor* settings**
- **Adding a new file under a directory that does not exist should suggest to create the dir**
- .qml file does not report an error always when the item is not found

```
GraphQLConnection {  
    id: gql  
}  
}
```

- But runtime error occurs
13:31:43: Starting
/Users/mikko/src/qt-analysis/build-star-wars-qml-Desktop_arm_darwin_generic_mach_o_64bit-Debug/starwarsqml...
QQmlApplicationEngine failed to load component
qrc:/qml/main.qml:35:5: GraphQLConnection is not a type
- A nice feature would be to be able to wrap an existing qml item with a new one, from the gui.

Navigation, i.e. moving between files

- In the case of shadow builds it would be great if the build output is more easily navigable in Creator

- Also the File System navigator is IMO too broad. Roughly speaking the only thing I want to navigate is my sources and build outputs.
- Now after a few days of usage the “navigation tree” it seems fairly useless at least to me
- Loving the Command+K function!

Version Control

- CVS ... chuckles ;)
- When adding git (git init) Creator does not automatically detect it ... also when “adding it via the GUI” it felt like creating a new repo, even though it already existed
- Assumed that diff against latest HEAD would be automatically visible in editor

Editor theming

- Perhaps revisit some of the default theme colors and some are very good, but other have too much red, used for example properties. But again a more of a personal opinion.
-
-

General Editor Observations

- If the underlying directory is moved/renamed the editor thinks that it is editing a read only file

A typical developer flow

- Editing (syntax highlight ...)
- Refactor
- Debug
- Two targets (are there some gaps that need more help/docs)
- Perf of things
- How to get “full access” to Qt source via the editor
- Xcross targets